

AutoCad

Priručnik za studente

Sadržaj

1. Uvod	3
2. Registracija	3
3. Preuzimanje.....	7
4. Instalacija.....	8
5. Podrška	9

1. Uvod

AutoCAD je softver na koji se arhitekti, inženjeri i građevinski profesionalci oslanjaju kako bi stvorili precizne 2D i 3D crteže.

2. Registracija

Pristupite registraciji putem <http://www.autodesk.com/education/free-software/autocad> i odaberite **Get started**

AUTODESK. FREE TRIALS PRODUCTS

EDUCATION Get Products Learn & teach Competitions & events Prepare & excel Support

➔ Fusion 360 for Chromebooks is now available to educational subscribers. Learn more.

Unlock educational access to Autodesk products

Students and educators can get free one-year educational access to Autodesk products and services, renewable as long as you remain eligible. Confirm your eligibility now.

GET STARTED > it works (3:08 min.)

Already have educational access? [Sign in](#)

Ispunite formu i odaberite **Next**

Get education benefits


Autodesk offers free software to eligible students, educators and institutions. Be prepared to provide proof of enrollment or employment at a [Qualified Educational Institution](#).

Country, Territory, or Region of educational institution

Educational role [WHAT'S THIS ?](#)

Institution Type

Date of Birth

NEXT 

ALREADY HAVE AN ACCOUNT? [SIGN IN](#)

Ispunite formu s Vašim AAI@EduHr podacima i odaberite **Create account**

Create account


First name Last name

Email ✓

Confirm email ✓

Password

I agree to the [Autodesk Terms of Use](#) and to the use of my personal information in accordance with the [Privacy Statement](#) (including cross-border transfers as described in the statement).

CREATE ACCOUNT 


ALREADY HAVE AN ACCOUNT? [SIGN IN](#)

Pristupite e-mailu kojeg ste upisali u prethodnom koraku te verificirajte račun.

Verification required

Check your inbox and follow the link in the email to verify your account for:

mpesic@vvg.hr



DIDN'T GET AN EMAIL? [RESEND](#)

OR ALREADY VERIFIED? [CONTINUE](#)

Trouble with verification?
[SHOW HELP OPTIONS](#)

Ispunite formu i odaberite **Next**

Just one more step

Tell us about your educational institution and how you plan to use your free software.

Name of educational institution

Area of study

Architecture, Engineering & Construction


Media & Entertainment

Product Design & Manufacturing

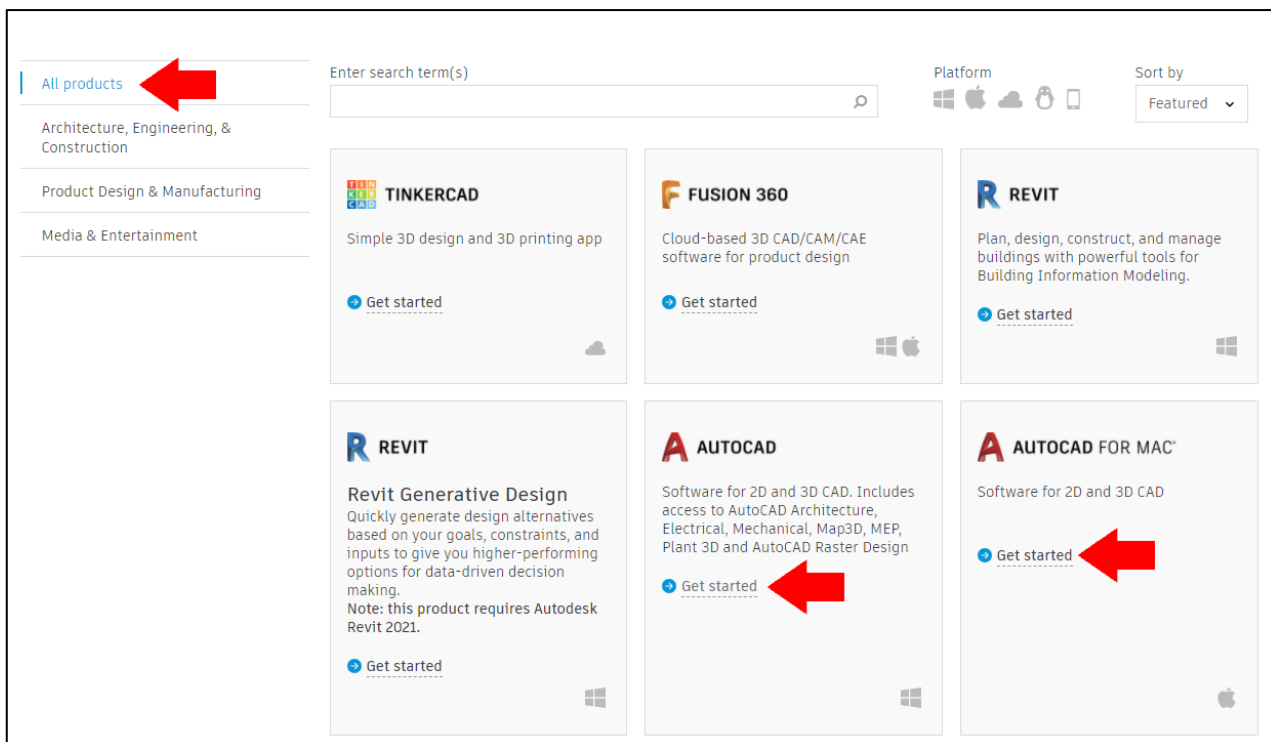
Others

Enrolled from

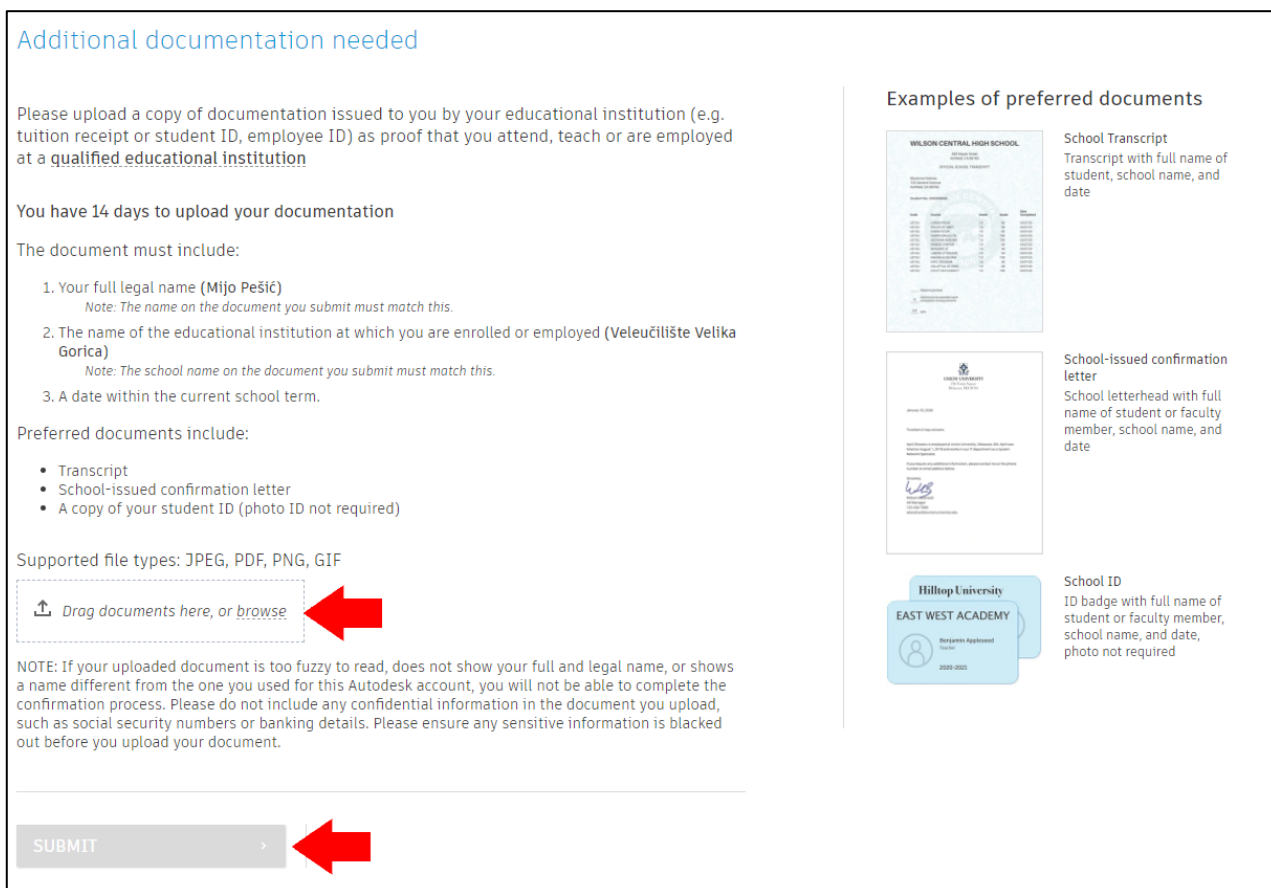
Graduate in

NEXT 

Odaberite **All products** > **AutoCad** za Windows ili za Mac > **Get started**

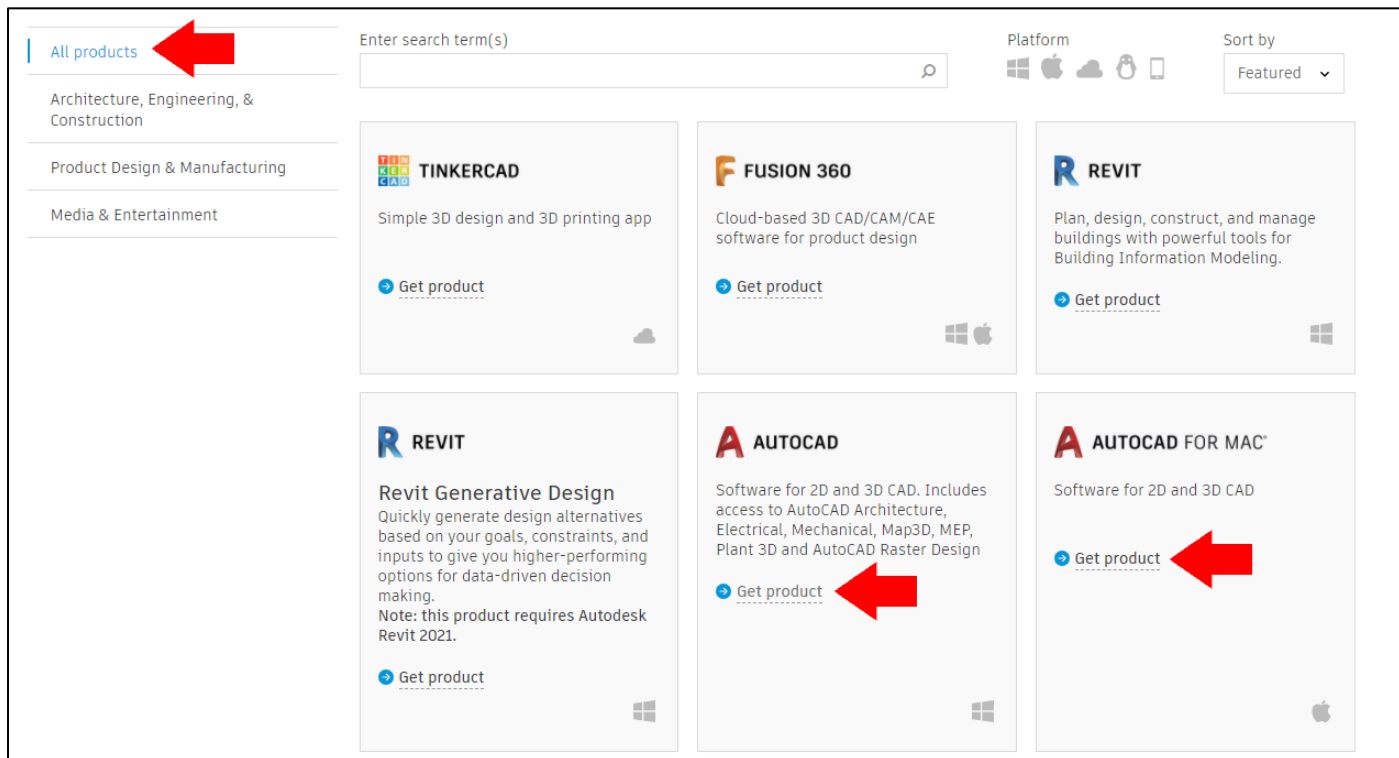


Pod **Drag documents here, or browse** je potrebno postaviti kopiju Vaše studentske iskaznice i zatim odaberite **Submit** nakon čega je potrebno sačekati do 48 sati kako bi se račun verificirao.

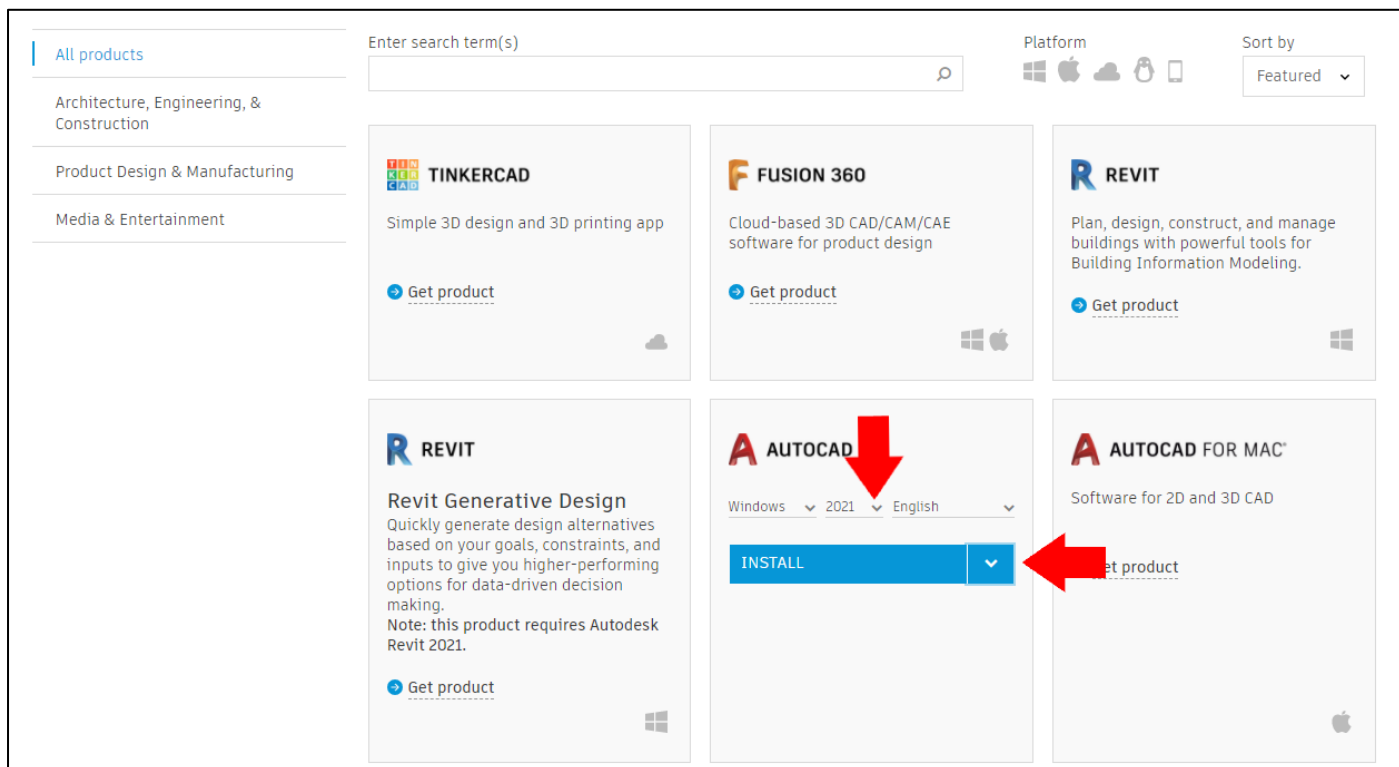


3. Preuzimanje

Odaberite **All products** > **AutoCad** za Windows ili za Mac > **Get product**

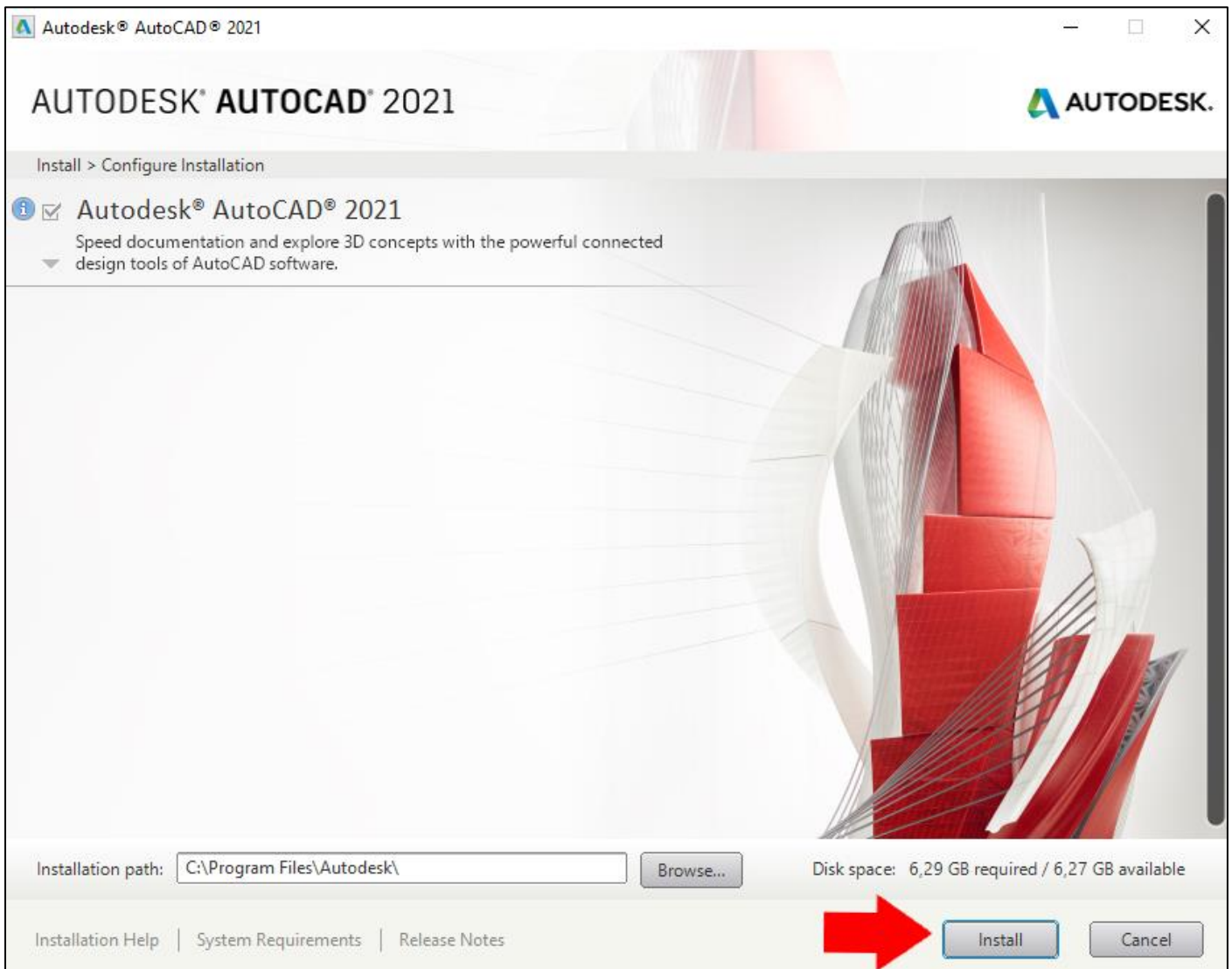


Odaberite željenu verziju i zatim **Install** te pokrenite instalaciju



4. Instalacija

Odaberite **Install**



5. Podrška

Služba za informatičku podršku:

e-mail: informaticka.podrska@vvg.hr